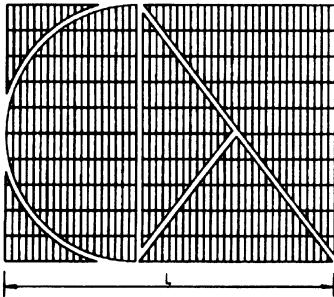
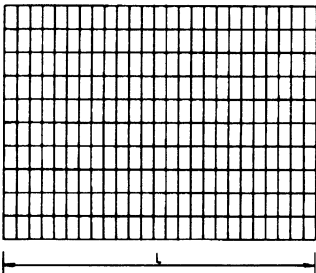


LEGI-FLOR MESH

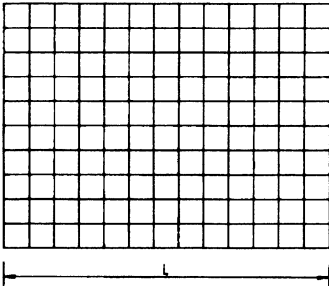
LEGI mesh is spot-welded together with one vertical wire and two horizontal rods. The final size of the mesh panel depends on requirements and design possibilities. Any shape can be cut from a panel, then an 8mm terminating wire is welded to complete the form. Largest standard overall panel size is 3000 x 2200mm (3 to 11 x 200mm). Designs larger than the standard size will use two or more panels.



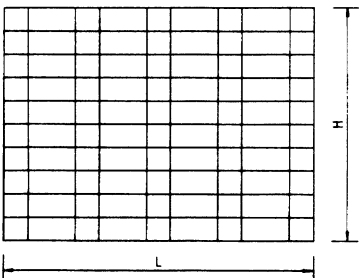
I
50 x 200mm Mesh Openings



II
100 x 200mm Mesh Openings



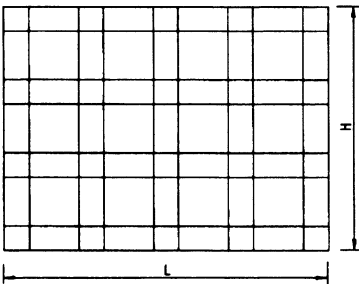
III
200 x 200mm Mesh Openings,
(Custom)



IV
100 x 200mm +
200 x 200mm
Mesh Openings, (Custom)

HARDWARE:

- Clamp Bolt KS-II-IV
- Dowel Connection with Grip Clamp



V
200 x 200 + 200 x 400
400 x 400mm
Mesh Openings, (Custom)



OuterSpace Landscape Furnishings, Inc.
7533 Draper Ave
La Jolla CA 92037

Phone: 800/338-2499
Fax: 858/459-3622

Email: legi@fences.com
Internet: www.fences.com